



napicu

national association of psychiatric intensive care & low secure units

NAPICU Parliamentary Meeting
24th February 2016

PSYCHIATRIC INTENSIVE CARE THE CLINICAL CHALLENGES

Dr Faisal Sethi

MA (Cantab) MBBS MRCPsych MScDIC DipStat LLM

Vice Chair, National Association of Psychiatric Intensive Care And Low Secure Units (NAPICU)

Consultant Psychiatrist, ES1 Psychiatric Intensive Care Unit (PICU), Maudsley Hospital

PICU Lead Consultant (Psychosis Clinical Academic Group, SLAM)

Associate Clinical Director (Southwark Borough, SLAM)

South London and Maudsley NHS Foundation Trust

Inpatient Beds

> 1.5 million in contact with mental health services

> 100,000 are admitted to hospital / yr



Huge variation in acute bed provision
(mean = 21 / 100,000 RP)

17 % reduction in the past 3 years



65% occupied by patients with psychosis

A third of all admissions under detention
(up by 10%)

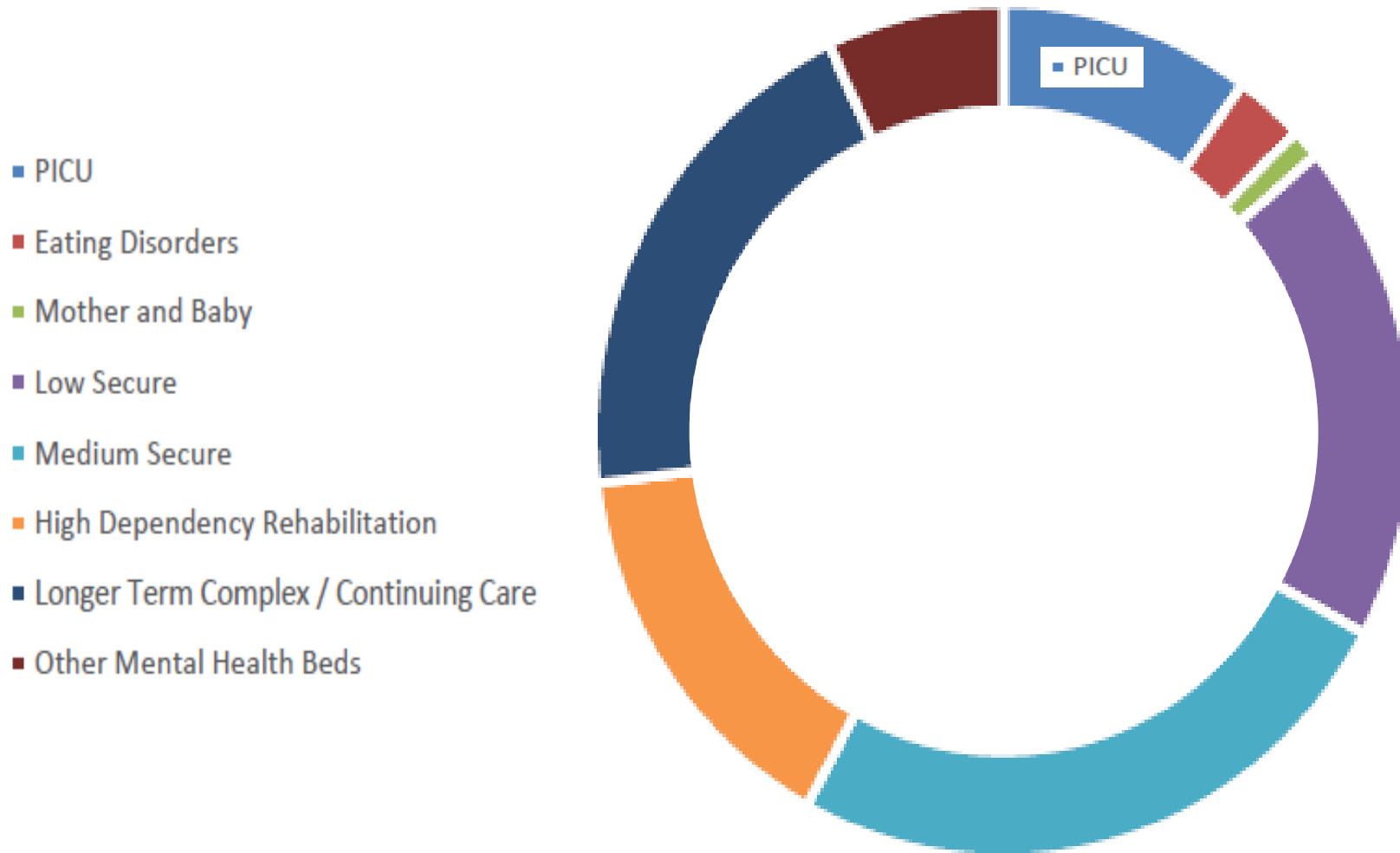
Variable PICU provision (2–5 / 100,000 RP)

Average LOS = 45 days

0.7 Consultants per 10 beds

1.5X Qualified Nursing Ratios

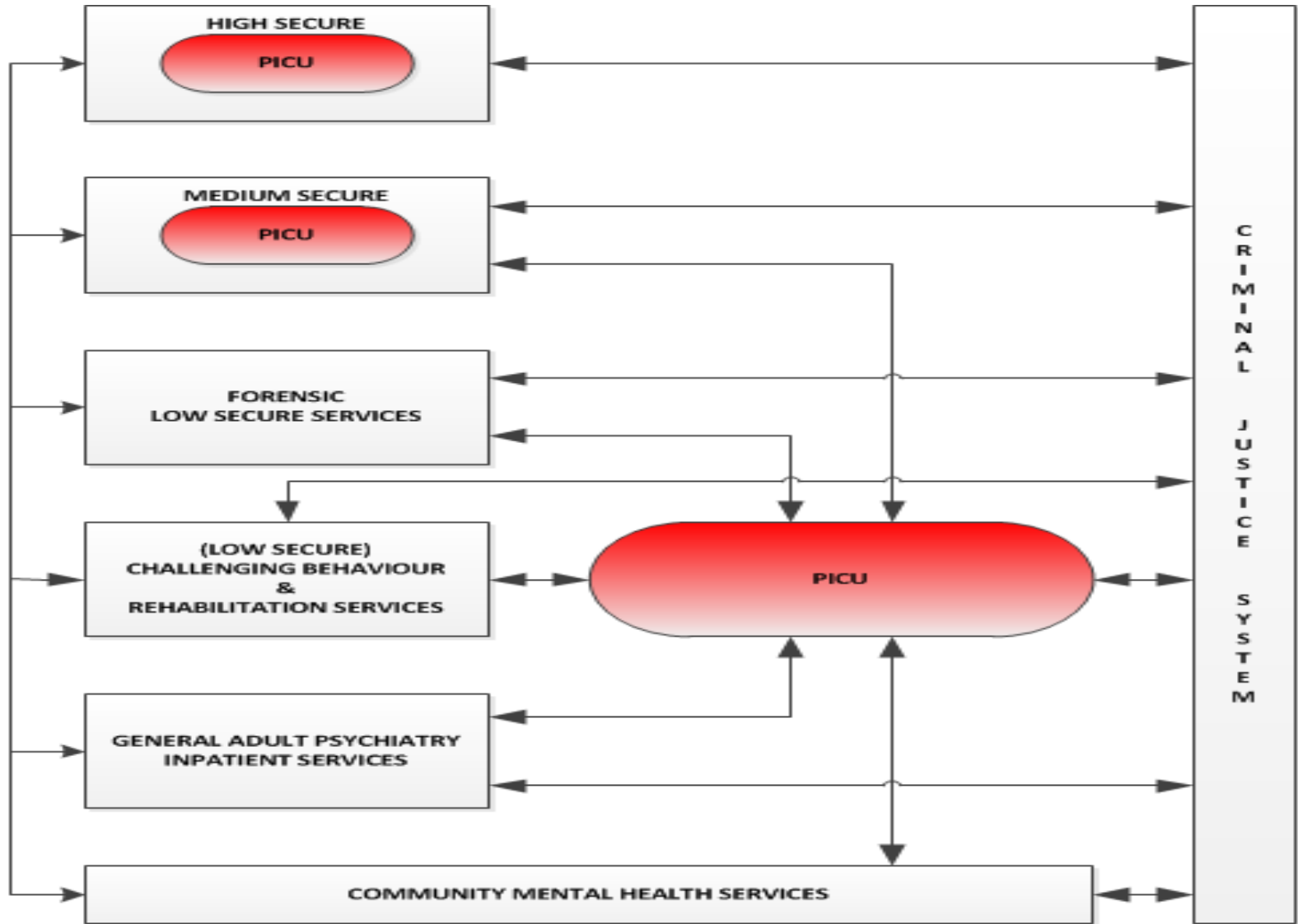
Specialist Beds



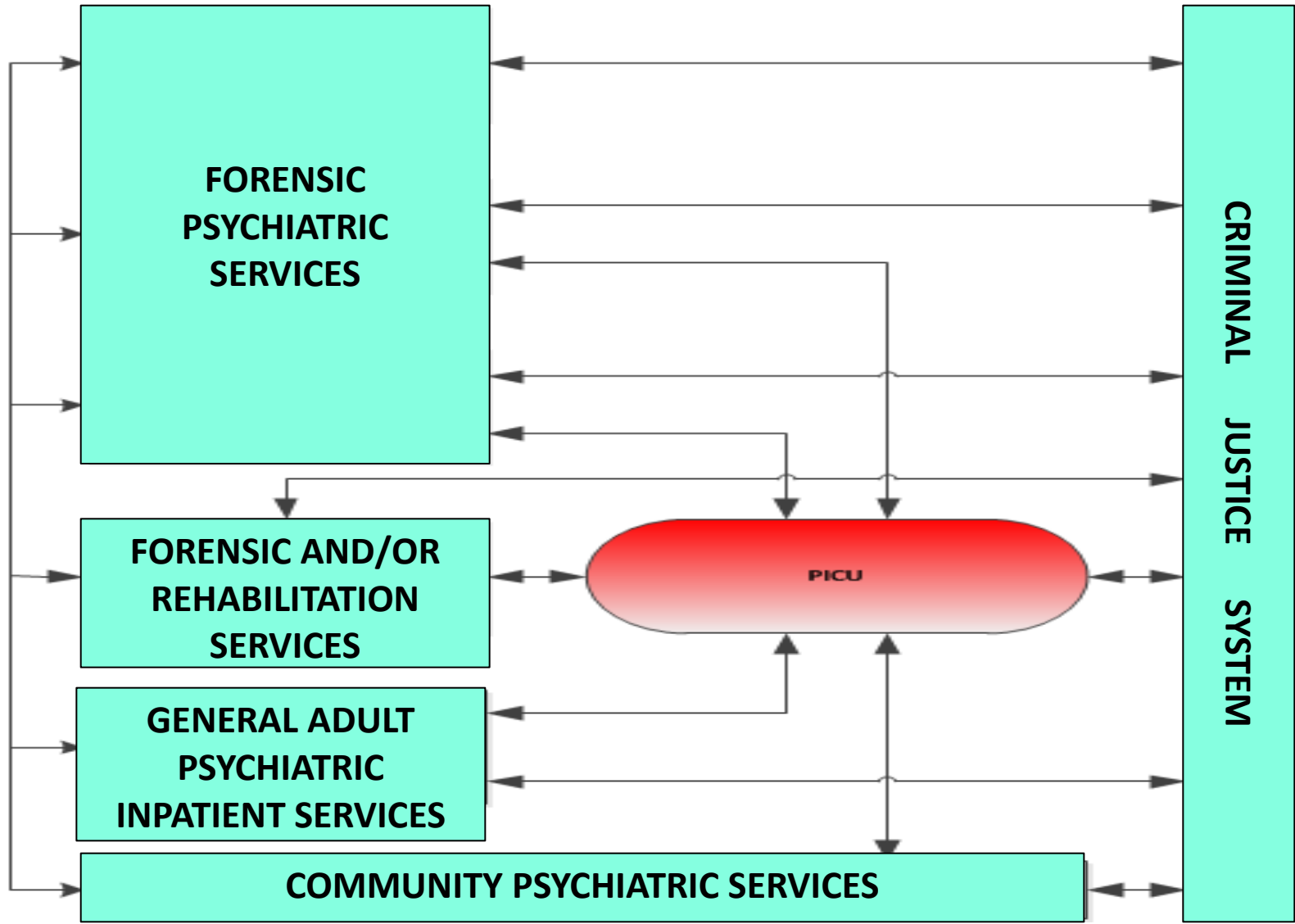
Psychiatric Intensive Care?

- ... for patients who are in an acutely disturbed phase of a serious mental disorder.
- ... loss of capacity for self-control, with a corresponding increase in risk ...
- ... treatment must be patient-centred, multidisciplinary, intensive, and have an immediacy of response to critical clinical and risk situations.
- ... usually detained compulsorily under the appropriate mental health legislative framework ...
- ... delivered by qualified and suitably trained clinicians according to an agreed philosophy of unit operation underpinned by the principles of acute and dynamic clinically focussed risk management.
- ... length of stay must be appropriate to clinical need and assessment of risk but would ordinarily not exceed eight weeks in duration.

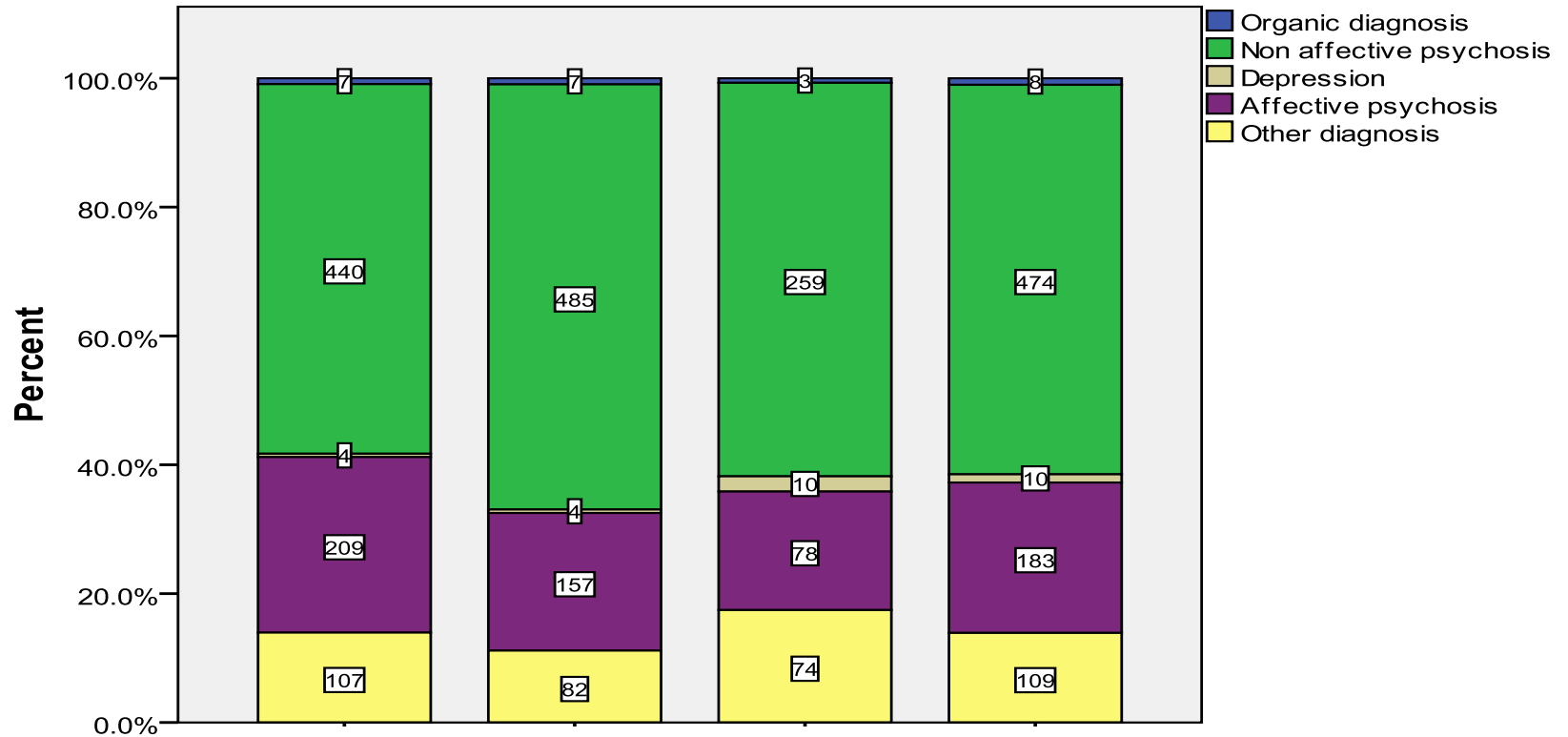
Adult Mental Health Services



Adult Mental Health Services

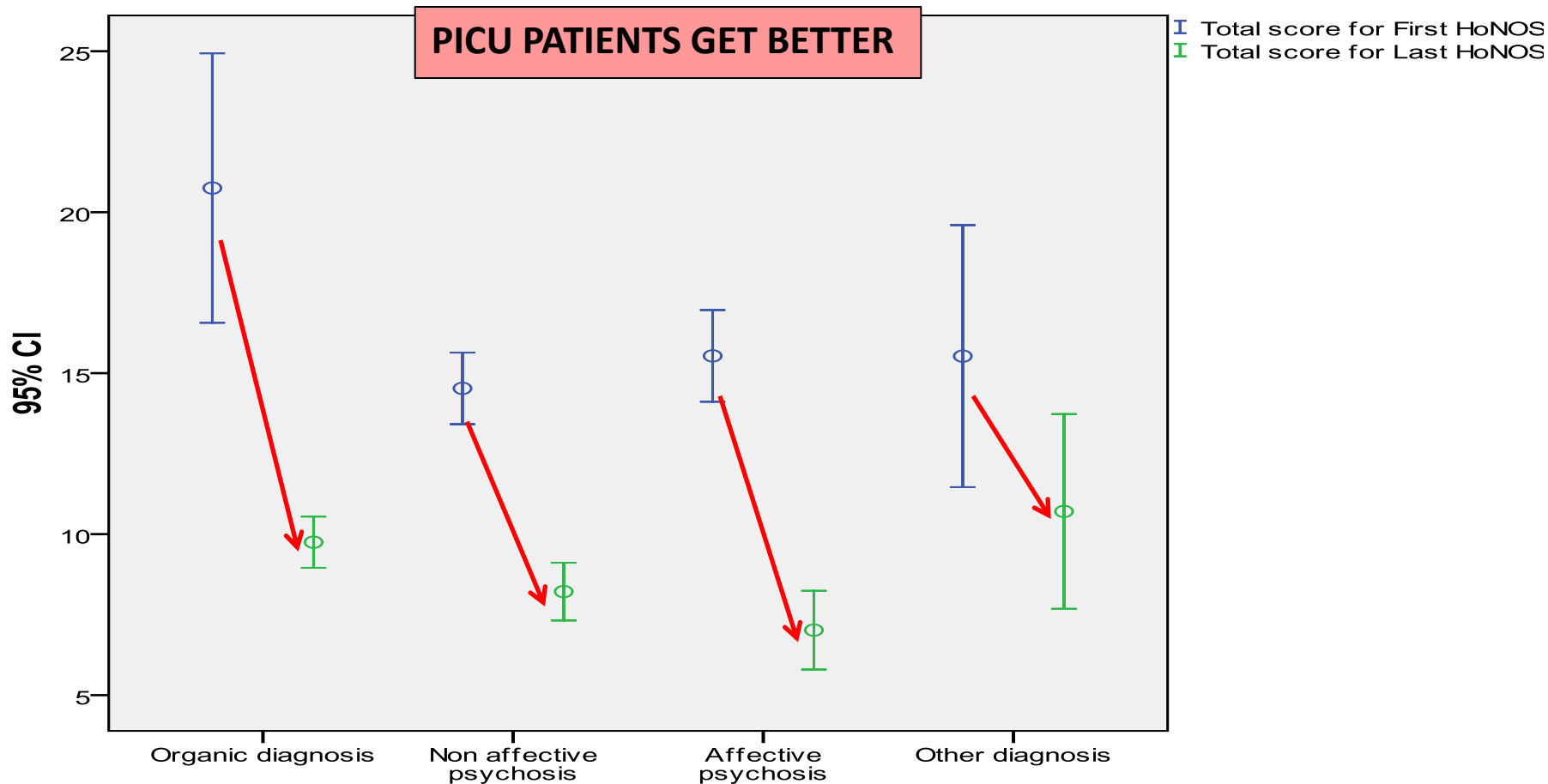


Patients & Diagnoses



MAJORITY PSYCHOSIS

Making a Difference ...



PICU INTERVENTIONS & MULTISCIPLINARY TEAM

Dynamic Clinical Ax-Mx (Physical & Mental)

Dynamic Risk Ax-Mx

Nursing Therapeutic Engagement

Acute Medications' Mx

Acute Psychological Interventions

Acute Occupational Therapy

Consultant Psychiatrist (Doctor)

Junior Doctors (Psychiatrist)

Senior Nurse Clinician & Manager

PICU Nursing Team

PICU Pharmacist

PICU Occupational Therapist

PICU Psychologist

PICU PATIENTS

&

CARERS

Psychiatric Observation

Rapid Tranquillisation

De-escalation Methods

Extra-care Area Management

Safe & Therapeutic Physical Restraint

Seclusion

Advocate

Social Worker

Physiotherapist; Exercise Instructor

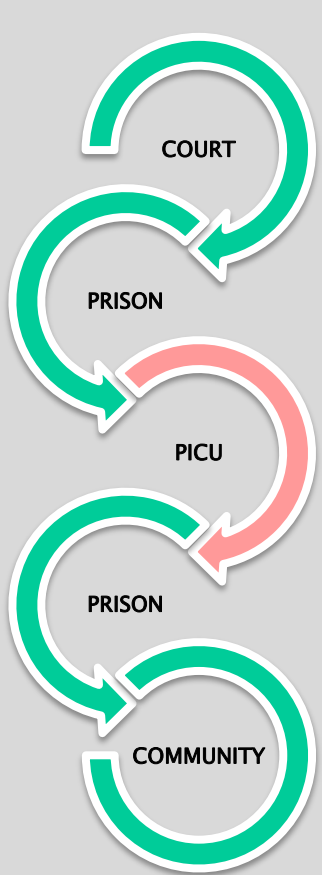
Art Therapist; Music Therapist

Chaplaincy Input

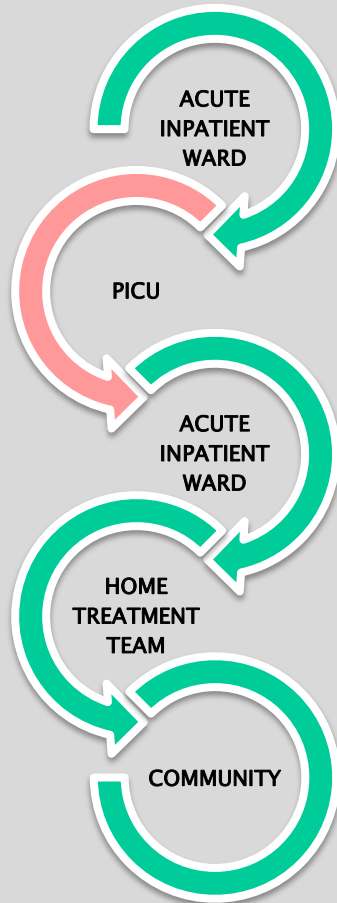
Police Liaison Officer; Security Specialist

Forensic Psychiatrist

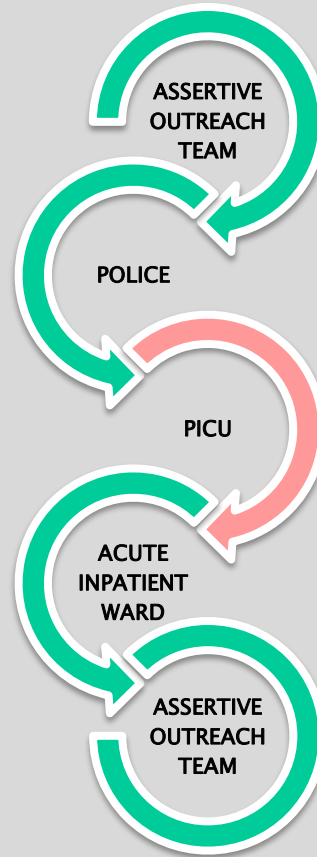
CASE STUDIES



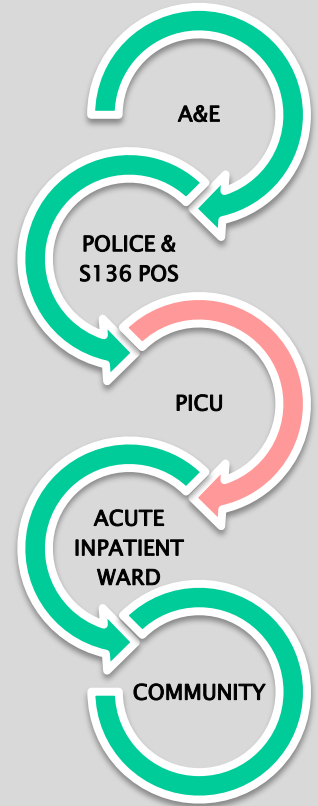
A



B



C



D

The *Clinical* Challenges

Patients & Carers

Multidisciplinary
Teams

Psychiatric intensive care is for patients
who are in an acutely disturbed phase
of a serious mental disorder

Therapeutic, Effective
& Safe Interventions

Acute Care Pathway &
Crisis Response

THANK YOU

Dr Faisal Sethi

MA (Cantab) MBBS MRCPsych MScDIC DipStat LLM

Vice Chair, National Association of Psychiatric Intensive Care And Low Secure Units (NAPICU)

Consultant Psychiatrist, ES1 Psychiatric Intensive Care Unit (PICU), Maudsley Hospital

PICU Lead Consultant (Psychosis Clinical Academic Group, SLAM)

Associate Clinical Director (Southwark Borough, SLAM)

South London and Maudsley NHS Foundation Trust